

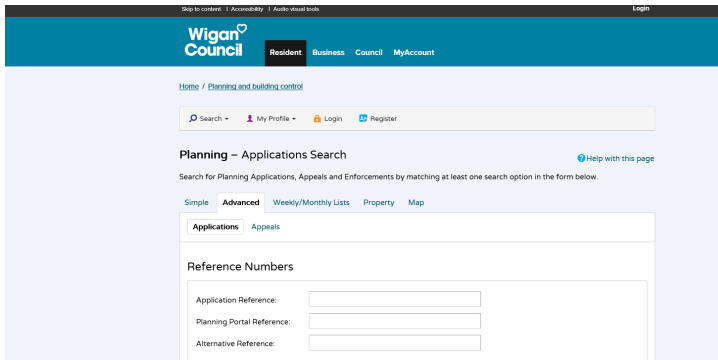


REQUEST	17095	RESPONSE
	<p>For the following planning references, could you please add the S106 Agreements to your portal or directly send them to myself as they are either missing, Deeds of Variation, unrecognisable or cannot be opened:</p> <ul style="list-style-type: none">• A/19/87665/MAJLA (Available Online)• A/17/83702/OUTMES (Available Online)• A/17/83484/MAJOR - Missing Clause 8 (Clause 8 is included online)• A/18/85185/MAJOR (Available Online)• A/17/84108/OUTMAJ (Deed of Variation only)• A/10/74647 (Available Online)	<p>Our Section 106 officer has checked the Planning Search Portal and all requested documents are available online at Simple Search (wigan.gov.uk).</p> <p>Please use the planning reference number and navigate to the document's sections where the documents are appropriately titled.</p> <p>Where there is a deed of variation only, it varies an original deed under an alternative application number as outlined within the deed.</p> <p>I have attached a brief document for guidance.</p>

Quick Advanced Search

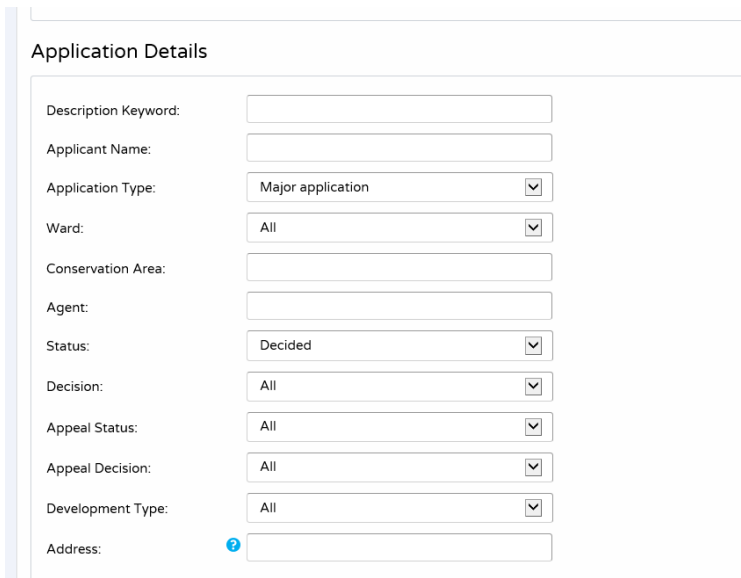
Click on the following link <https://planning.wigan.gov.uk/online-applications/>

Select Advanced, Applications



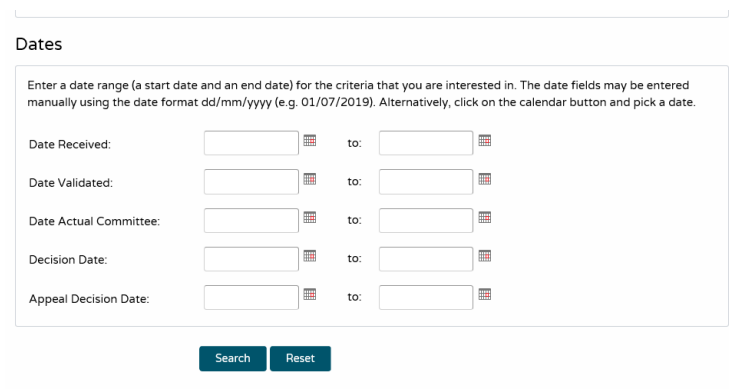
The screenshot shows the Wigan Council website's 'Planning - Applications Search' page. The page has a blue header with the Wigan Council logo and navigation links for Resident, Business, Council, and MyAccount. Below the header, there is a search bar and a 'Help with this page' link. The main content area is titled 'Planning - Applications Search' and includes a sub-header 'Search for Planning Applications, Appeals and Enforcements by matching at least one search option in the form below.' There are tabs for 'Simple', 'Advanced', 'Weekly/Monthly Lists', 'Property', and 'Map'. The 'Advanced' tab is selected. Below the tabs, there are sections for 'Applications' and 'Appeals', and a 'Reference Numbers' section with three input fields: 'Application Reference', 'Planning Portal Reference', and 'Alternative Reference'.

Select in the Application Type, select the type of application you are looking for and the Development Type box, select the type of application you are looking for



The screenshot shows the 'Application Details' search form. It contains several input fields and dropdown menus for filtering search results. The fields are: 'Description Keyword', 'Applicant Name', 'Application Type' (dropdown menu with 'Major application' selected), 'Ward' (dropdown menu with 'All' selected), 'Conservation Area', 'Agent', 'Status' (dropdown menu with 'Decided' selected), 'Decision' (dropdown menu with 'All' selected), 'Appeal Status' (dropdown menu with 'All' selected), 'Appeal Decision' (dropdown menu with 'All' selected), 'Development Type' (dropdown menu with 'All' selected), and 'Address' (input field with a help icon). The form is titled 'Application Details' and is part of a larger search interface.

Enter a date range (a start date and an end date) for the criteria that you are interested in and search.



The screenshot shows the 'Dates' search form. It contains a text box with instructions: 'Enter a date range (a start date and an end date) for the criteria that you are interested in. The date fields may be entered manually using the date format dd/mm/yyyy (e.g. 01/07/2019). Alternatively, click on the calendar button and pick a date.' Below the text box are five rows of date input fields, each with a 'to:' label and a calendar icon. The rows are: 'Date Received', 'Date Validated', 'Date Actual Committee', 'Decision Date', and 'Appeal Decision Date'. At the bottom of the form are two buttons: 'Search' and 'Reset'.